

Knit Buddy v1.3

Overview

Knit Buddy is a complete digital organizing, tracking and planning app for the active knitter. Keep all of your project notes, multiple row counters, needle and crochet hook inventories, yarn stash and swatch info with you when you're out knitting or buying supplies at the local yarn store. Never buy a row counter or duplicate needles again!

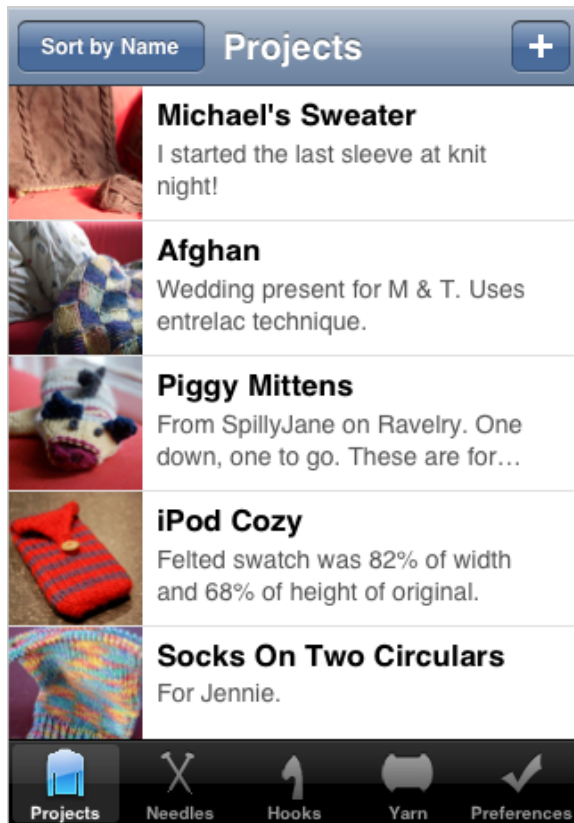
Knit Buddy Benefits

Quick access to your info Your iPhone® or iPod® Touch is usually nearby so wherever you're knitting you can check which row you were on in a certain project, browse your yarn stash while looking at patterns at the store or figure out if you need to buy a new needle for the project you're starting by glancing at your current inventory. And your data is stored on your device so no network connection is necessary to bring it up in a flash.

Multiple counters, multiple projects With Knit Buddy you can store as many counters as you like for each project and label what they count (rows/repeats/increases/etc). You then increment or decrement the counter with a simple press of a button. And of course your counts are saved whenever you turn off the phone, get a phone call or exit the app. The next time you open the app you'll be right at the same project you were counting.

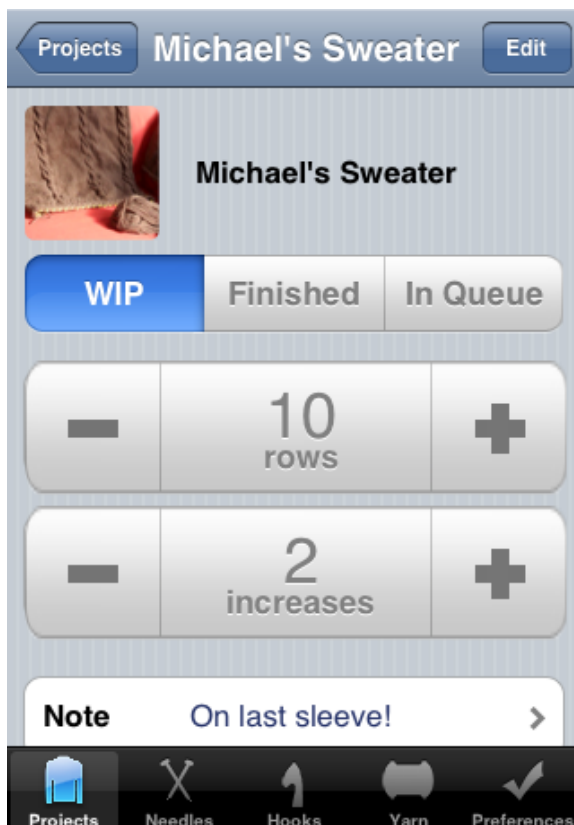
Photos You can store a photo with both projects and yarns. Take the photo with the iPhone®'s built-in camera or choose from the photo library. Later view the photo larger by tapping it.

Projects



The Projects tab contains a list of all the projects you have ongoing or are dreaming up. The photo and title are displayed and the first lines of any notes.

To add a project tap the plus sign at the top-right. Projects are either sorted alphabetically or by status: Work In Progress, Finished or In Queue.



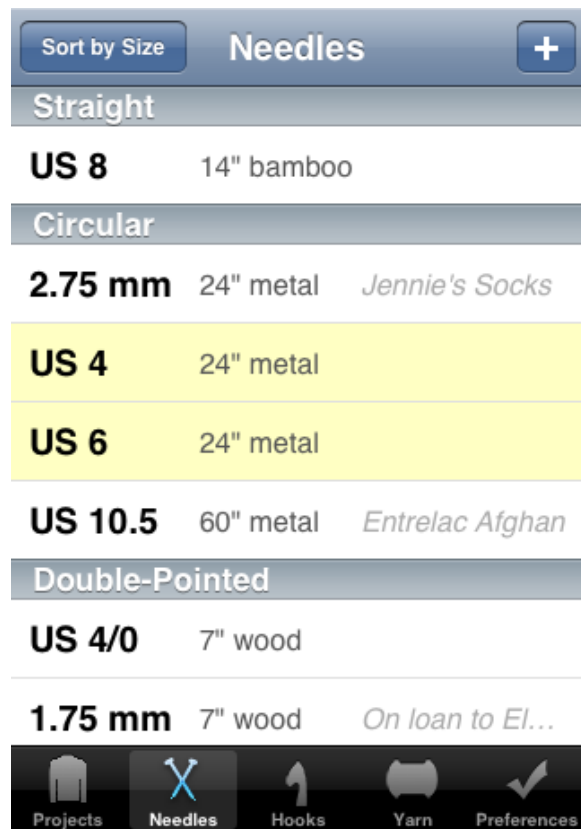
Tapping a project in the list brings you to the project detail page. Tap the photo to view a larger image.

Tap the edit button at top-right to modify the photo or project name or to add a counter. Choose from a default list of counter labels or type in your own. Optionally lock the counter to prevent inadvertent edits to a reference counter.

Add needles, hooks or yarn you've entered in Knit Buddy to your project by tapping the edit button.

Enter additional information in the notes section.

Needles



The Needles tab contains a list of all the needles you have for quick access to your inventory when shopping for additional needles (or if a friend asks to borrow some!).

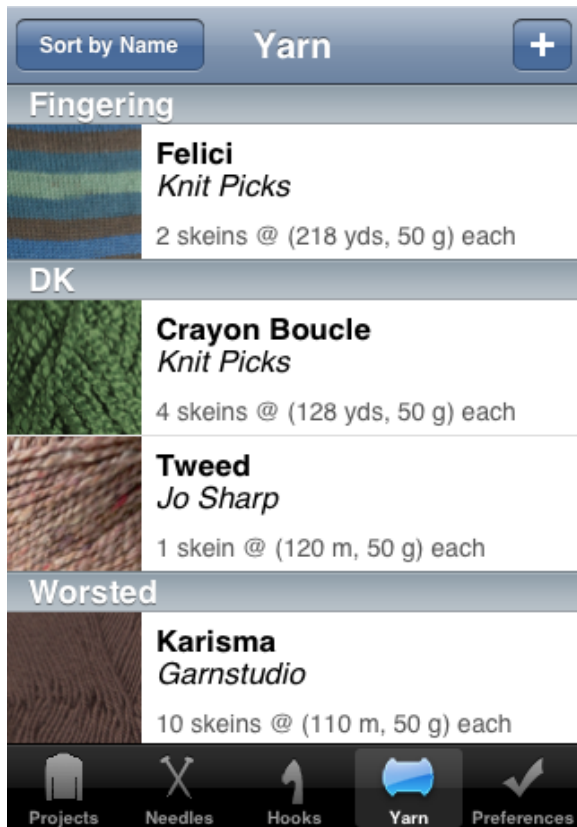
To add a needle tap the plus sign at the top-right. Needles are either grouped by type and then sorted by size or sorted by size regardless of type.

Adding to your needles inventory is quick and easy using lists to select common values. Select the In-Use indicator for a needle and it will show up with a yellow background in the list.

You can also add notes to any needle.

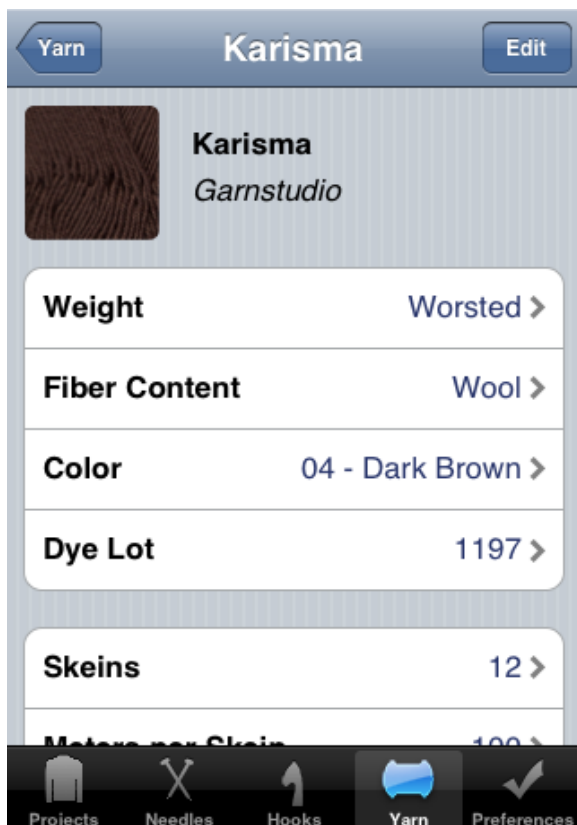
* Storing your crochet hooks works the same way but is accessible on the Hooks tab.

Yarn



The Yarn tab contains a list of your yarn stash or yarn you need to go buy for a project. The photo and yarn name and brand are displayed as well as skein information.

To add a yarn tap the plus sign at the top-right. Yarn is either grouped by weight and then sorted by name or sorted by name regardless of weight.



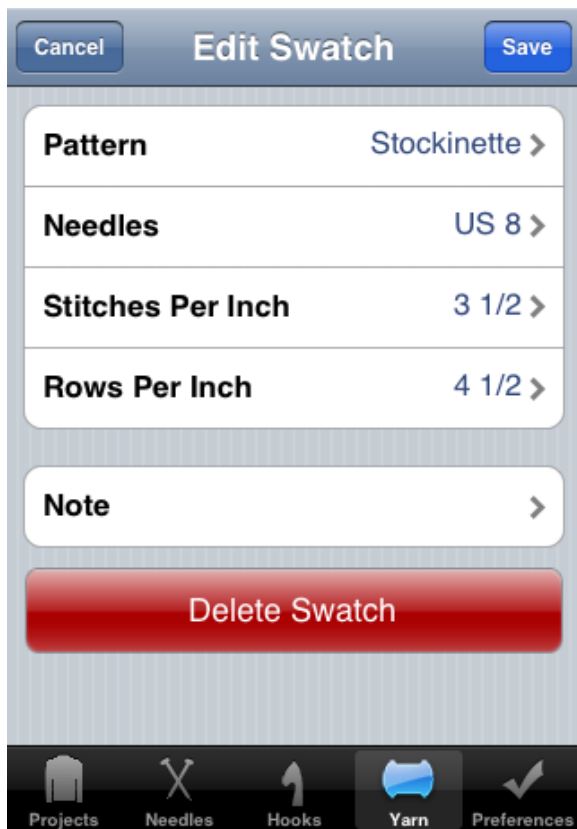
Tapping a yarn in the list brings you to the yarn detail page. Tap the photo to view a larger image.

Tap the edit button at top-right to modify the photo or yarn name or to add a swatch.

Below that you enter details about the yarn including Weight, Fiber Content (including blends), Color, Dye Lot and Skein Information.

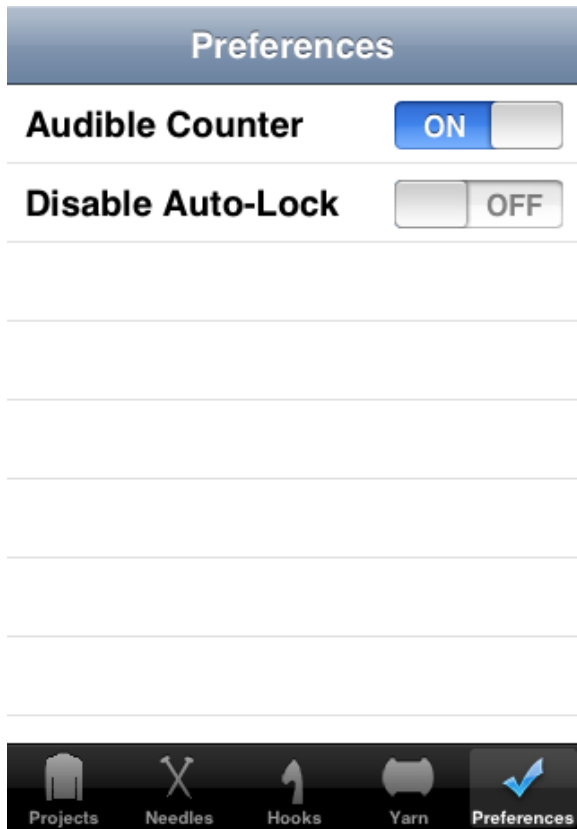
Enter additional information in the notes section.

Swatches



Each yarn can have multiple swatches that are either for a project or is the recommended gauge on the ball band.

Preferences



If the Audible Counter preference is on there will be a clicking sound when using the counter (except on the iPod Touch 1st Generation).

If you select Disable Auto-Lock on the preferences screen the device will not automatically turn off while you have the app open.

For More Help

There is a Knit Buddy users group at Ravelry:

<http://www.ravelry.com/groups/knitbuddy-users>

For any additional questions do not hesitate to contact:

David Ross

Knit Buddy Developer

dave@knitbuddy.com

<http://www.knitbuddy.com>